

Customer Onboarding

- [Lifecycle & EoX](#)
 - [Lifecycle Feeds - Analysis and Preparation](#)
 - [Customer Lifecycle Processes and Onboarding](#)

Lifecycle & EoX

Lifecycle Feeds - Analysis and Preparation

Introduction

This guide is designed to help you to obtain the most current End-of-Life (EoX) dates from each manufacturer, enabling accurate data feed analysis within the Lifecycle Analysis of Netos Insights.

Please refer to the [Lifecycle \(EoX\) Data Feed Guide](#) guide...

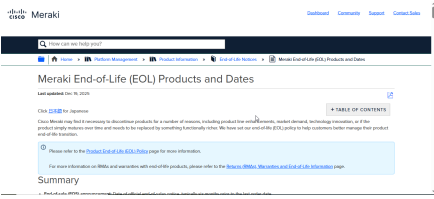
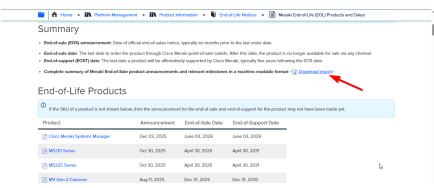
Feeds

Meraki

Meraki provides End-of-Life (EoX) dates in a standardized format and consolidated into a single downloadable PDF document.

Process

Herewith the step-by-step process:

No	Description	Appearance
1	Go to here: https://documentation.meraki.com/Platform_Management/Product_Information/End-of-Life_Notices/Meraki_End-of-Life_%28EOL%29_Products_and_Dates	
2	No account creation or login is required. Simply navigate to the page and click "Download report" button (as shown with red arrow).	

3	Use "Power Query" menu in Excel and key parameter is "Split at right-most delimiter" up to the 6th column to get the EoX dates report of each product item	
4	Prepare a formula in Excel to convert date format from US version to UK version	

Constraints

Herewith some constraints:

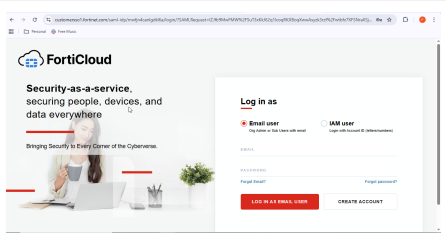
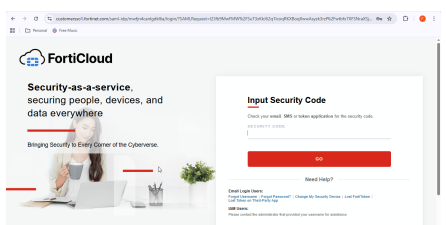
- When preparing the Excel-based EoX dates report, it is recommended to use Power Query rather than the Text to Columns function. This approach ensures greater accuracy, as product names may contain comma delimiters that can lead to incorrect data parsing.
- The date format in the PDF document follows the U.S. standard (MM/DD/YYYY) and must be converted to the U.K. format (DD/MM/YYYY) for consistency and accuracy.

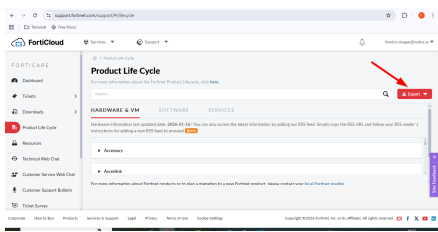
Fortinet

Meraki provides End-of-Life (EoX) dates in a standardized format and consolidated into a single downloadable PDF document.

Process

Herewith the step-by-step process:

No	Description	Appearance
1	Go to here: https://support.fortinet.com/support/#/lifecycle	
2	If you do not already have a Fortinet account, please create one using your Netos email address	
3	You will be asked to input the token code as sent to your email address	

4	Click "Export" red button on the top right and choose Excel file (as shown with red arrow)	
5	Use Excel's Text to Columns feature to extract the EoX dates report for each product item	
6	Prepare a formula in Excel to convert date format from US version to UK version	

Constraints

Herewith the constraint:

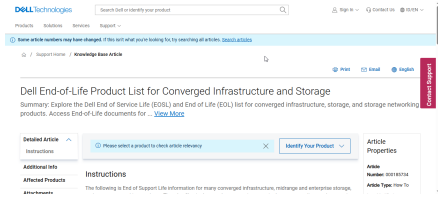
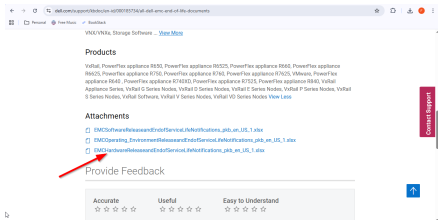
- The date format in the PDF document follows the U.S. standard (MM/DD/YYYY) and must be converted to the U.K. format (DD/MM/YYYY) for consistency and accuracy.

Dell

Dell provides End-of-Life (EoX) dates in a standardized format and consolidated into a single downloadable XLS document.

Process

Herewith the step-by-step process:

No	Description	Appearance
1	Go to here: https://www.dell.com/support/kbdoc/en-id/000185734/all-dell-emc-end-of-life-documents	
2	No account creation or login is required. Simply navigate to the page below and download the XLS file with 'hardware' in the file name to obtain the latest EoX dates (as shown with red arrow).	

3	Prepare a formula in Excel to convert textual date format to UK version	
---	---	--

Constraints

Herewith the constraint:

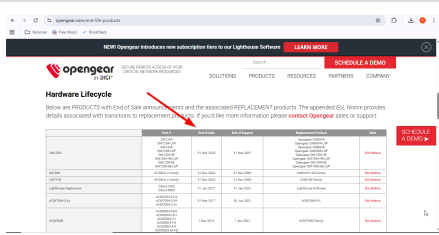
- The date format in the XLS document is presented in a textual format (for example, September 26, 2023) and must be converted to the U.K. standard (DD/MM/YYYY) to ensure consistency and accuracy.

OpenGear

OpenGear does not provide End-of-Life (EoX) dates in a downloadable document. Instead, the information is available as a summary on their website and must be manually extracted.

Process

Herewith the step-by-step process:

No	Description	Appearance
1	Go to here: https://opengear.com/end-life-products	
2	No account creation or login is required. Please navigate to the page below and manually copy the table within the Hardware Lifecycle section (as shown by the red arrow).	
3	Prepare a formula in Excel to convert textual date format to UK version	

Constraints

Herewith some constraints:

- For any merged part number group with a single End-of-Life (EoX) date, the EoX date must be manually assigned to each individual part number in order to finalize EoX dates report.

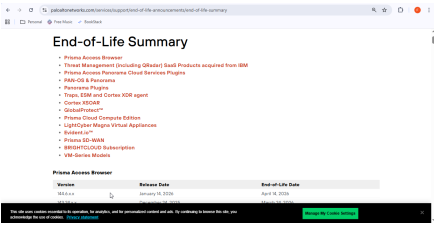
- The date format in the web page is presented in a textual format (for example, 31 Mar 2025) and must be converted to the U.K. standard (DD/MM/YYYY) to ensure consistency and accuracy.

Palo Alto

Palo Alto does not provide End-of-Life (EoX) dates in a downloadable document. Instead, the information is available as a summary on their website and must be manually extracted.

Process

Herewith the step-by-step process:

No	Description	Appearance
1	Go to here: https://www.paloaltonetworks.com/services/support/end-of-life-announcements/end-of-life-summary	
2	No account creation or login is required. Simply navigate to the page below and manually copy the table .	
3	Prepare a formula in Excel to convert textual date format to UK version	

Constraints

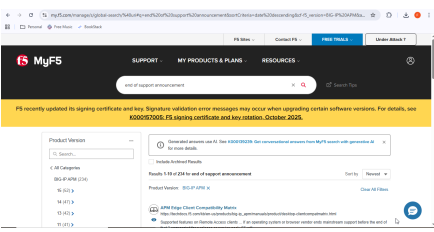
Herewith some constraints:

- The date format in the web page is presented in a textual format (for example, April 14, 2026) and must be converted to the U.K. standard (DD/MM/YYYY) to ensure consistency and accuracy.

F5 does not provide End-of-Life (EoX) dates in a downloadable document. Instead, the information is available as a summary on their website and must be manually extracted.

Process

Herewith the step-by-step process:

No	Description	Appearance
1	Go to here: https://my.f5.com/manage	
2	No registration or login is required. Key in the product ID in the search field to retrieve and manually copy the End-of-Life (EoX) date details.	
3	Prepare a formula in Excel to convert textual date format to UK version	

Constraints

Herewith some constraints:

- The date format in the web page is presented in a textual format (for example, 1 October 2019) and must be converted to the U.K. standard (DD/MM/YYYY) to ensure consistency and accuracy.

Customer Lifecycle Processes and Onboarding

Introduction

This guide ensures that manufacturer End-of-Life (EoX) dates are sourced from reliable manufacturer resources and reflect the most recent data or official announcements.

Customer Checks

1. EoX Data readiness

TBC

No	Task	Link
1	Check manufacturers data quality under Netos Core on Product Feed menu	https://docs.netos.io/books/netos-core-data-pipelines/page/data-pipeline-scenarios-guide
2	Ensure Data Feed has run successfully and completed	https://docs.netos.io/books/netos-core-data-pipelines/page/data-pipeline-audit-run-history

2. Data Integrity

Based on the outputs from Point 1 above, do the followings:

1. Check last scrape date from the official manufacturers webpage, for example, Meraki manufacturer had the latest EoX date announcement was dated on Dec 19, 2025 (as shown on red arrow):

How can we help you?

Home > Platform Management > Product Information > End-of-Life Notices > Meraki End-of-Life (EOL) Products and Dates

Meraki End-of-Life (EOL) Products and Dates

Last updated: Dec 19, 2025

Click [日本語](#) for Japanese

+ TABLE OF CONTENTS

Cisco Meraki may find it necessary to discontinue products for a number of reasons, including product line enhancements, market demand, technology innovation, or if the product simply matures over time and needs to be replaced by something functionally richer. We have set our end-of-life (EOL) policy to help customers better manage their product end-of-life transition.

Please refer to the [Product End-of-Life \(EOL\) Policy](#) page for more information.

For more information on RMAs and warranties with end-of-life products, please refer to the [Returns \(RMAs\), Warranties and End-of-Life Information](#) page.

Summary

End-of-sale (EOS) announcement: Date of official end-of-sales notice, typically six months prior to the last order date.

2. Sample data check

The following steps outline the process to ensure that End-of-Life (EoX) dates for each manufacturer are prepared, validated, and successfully uploaded into Netos Insight Lifecycle Analysis.

Device End-of-Life Report

Lifecycle Analysis + Add Import Export

Device By Week 3796 Device By Date Module By Week Module By Date Inventory By Week Inventory By Date Filters

Quick search

NAME	ROLE	MANUFACTURER	TYPE	EOL LAST SALE COUNT	EOL SW MAINT. RELEASE COUNT	EOL VULN. COUNT	EOL LAST SUPPORT COUNT
abw-retF14-core-sw1	Core Switch	Cisco	WS-C3750X-48P-L	481 weeks	429 weeks	324 weeks	220 weeks
abw-retF14-core-sw2	Core Switch	Cisco	WS-C3750X-48P-L	481 weeks	429 weeks	324 weeks	220 weeks
abw-retF14-dist-sw1	Distribution Switch	Cisco	WS-C3850-24T-S	272 weeks	220 weeks	11 weeks	11 weeks
abw-retF14-dist-sw2	Distribution Switch	Cisco	WS-C3850-24T-S	272 weeks	220 weeks	11 weeks	11 weeks
abw-retF14-mpls-rtr1	MPLS Router	Cisco	ISR4351/K9	115 weeks	20 weeks	149 weeks	149 weeks
abw-retF14-mpls-rtr2	MPLS Router	Cisco	C1111X-8P	26 weeks	79 weeks	183 weeks	288 weeks
amsterdam-campus-access01	Campus Access Switch	Cisco	WS-C3850-48P-L	272 weeks	220 weeks	11 weeks	11 weeks
amsterdam-campus-access02	Campus Access Switch	Cisco	WS-C3850-48P-L	272 weeks	220 weeks	11 weeks	11 weeks
amsterdam-campus-access03	Campus Access Switch	Cisco	WS-C3850-48P-L	272 weeks	220 weeks	11 weeks	11 weeks
amsterdam-campus-access04	Campus Access Switch	Cisco	WS-C3850-48P-L	272 weeks	220 weeks	11 weeks	11 weeks
amsterdam-campus-access05	Campus Access Switch	Cisco	WS-C3850-48P-L	272 weeks	220 weeks	11 weeks	11 weeks
amsterdam-campus-access06	Campus Access Switch	Cisco	WS-C3850-48P-L	272 weeks	220 weeks	11 weeks	11 weeks
amsterdam-campus-access07	Campus Access Switch	Cisco	WS-C3850-48P-L	272 weeks	220 weeks	11 weeks	11 weeks